

THAT'S NO VAN. THAT'S A MAN.

The MAN TGE.



Contents

Intro	4	Combi van	38
Panel van	6	Superstructures	40
Chassis	8	Versatile and reliable	44
Combi van	10	Equipment packages	46
eTGE	12	Safety	48
MAN DigitalServices	14	Innovations & safety	50
Interior & exterior	16	All-wheel drive	54
Storage system	18	Drive and engines	56
Infotainment & air conditioning	20	Aftersales	58
Seating & seat configurations	22	Vehicle line-up	64
Loading compartment	24	Additional equipment	66
Front and rear design	28	General and additional information	68
Wheels & paint finishes	30		
Versatility	32		
Van options	34		
Minibus	36		



**IT ENDS THE DAY
LEAVING ONLY THE
WORK EXHAUSTED.**





The MAN TGE has probably more commercial vehicle experience behind it than any other van.

Whether for construction jobs, forestry, passenger transport or quarry work, this van can handle the terrain. Available in a wide range of configurations and offering plenty of digital features, this van also comes with customer-oriented service that ensures you always get the job done right. For over a century, MAN has been the global leader in commercial vehicles, so no one knows your needs better. And with our 24-hour service¹, we're always there when you need us. Learn more now about the truck among vans.

¹ May differ between countries.

Whatever you transport, the MAN TGE panel van ensures your cargo arrives safe and sound.

Its spacious loading compartment with up to 18.4 m³ of volume offers plenty of room to spare. Up to 14 lashing points and rails¹ embedded in the floor, side walls, end wall and roof keep everything right where it should be. A roof carrier¹ in the loading compartment provides additional storage space. With electromechanical servo steering as well as a range of assistance systems¹ ensuring increased safety and significantly improved dynamics, in this van the driver is always as safe and comfortable as its cargo.

LOADS OF LOAD SPACE.



¹Optional equipment at extra cost.



**'CAUSE THIS
IS NO PICNIC.**





The MAN TGE chassis is built for practically any challenge.

Whether configured together with a platform body for tough days on the construction site or as a tipper, tipper with crane, roll-off skip loader, set-down skip loader, tow truck or skylifter truck – the MAN TGE in all its shapes and versions is your reliable partner on the job. And with the crew cab option, now you can even take six passengers with you.



**THE VERY
GENTLE MAN.**



When it comes to passenger transport, the MAN TGE has a lot in common with its big brothers.

Comfortable seating, a tuned suspension and a range of air-conditioning options ensure that all passengers enjoy the ride. In addition to the driver, the MAN TGE offers ample space for up to 18 passengers – with a wide range of seat arrangements to ensure maximum flexibility. Yet the MAN TGE's interior is not the only part of the vehicle that's easy to change. Its assembly and conversion variations offer perfect solutions for every job.



HIGH-VOLTAGE WORKER.



MAN knows the future is spelled with an “e”.

Which is why we’re announcing some truly electrifying news. Introducing the new MAN eTGE, our first mass-produced vehicle featuring electric drive. With 136 hp (100 kW), a payload of up to 1,700 kg and a silent engine releasing no CO₂, this van leads the way in city traffic – and right through the low emission zone. Silent as the night, it can also work through till dawn so you can avoid peak hours that slow you down.

Its battery modules are installed directly in the vehicle chassis and have a capacity of 36 kWh. At a 40 kW charging station, the battery can be recharged to 80 % in only 45 minutes. At a wall box with three-phase supply, the MAN eTGE can be fully recharged in just about five and half hours. And with a range of up to 173 km (according to the NEDC), the MAN eTGE reduces both stress on the job as well as emissions.

**FAST CHECK
YOUR FLEET.**





Digital may sound intimidating, but with us it's never been easier.

MAN DigitalServices are now integrated into our cloud-based RIO ecosystem. Which means you always have full access to your vehicle data and analyses. RIO bundles all the key services required by the industry. But the choice is still yours: each service can be booked on demand, so you get precisely the services you need. And only the services you need.

The MAN Essentials basic services package ensures you always have crucial vehicle and driver data at your fingertips. That includes mileage status and remaining driving time. You can analyse fuel consumption, distance driven and average driving speed for your entire fleet with just one click. The system also keeps you up-to-date on vehicle position, journey history for the past 10 days and required maintenance. If you need more, you can conveniently book additional vehicle and logistics services in our 'marketplace'. That's digitisation made simple.





LAND YOURSELF A CUSHY JOB!

Whether heading to work, on the construction site or taking a well-earned break, the MAN TGE is a true professional that goes wherever you go.

The ergonomic driver's work station offers you incomparable comfort on the move – and even on rocky, uneven roads. The same goes for the multimedia system¹ that can be conveniently controlled by voice command, allowing you to focus more of your attention on the road. The ingeniously versatile loading compartments and storage areas keep your workday in order.

¹Optional equipment at extra cost.




TOP Storage system.

The extraordinary interior of this van immediately sets it apart from the rest.

The sophisticated storage concept has a place for everything you need, from work gloves to a ruler. Besides the especially large and deep storage areas underneath the entire length of the windshield, additional storage compartments or areas are mounted to the roof, above the spacious glove compartment and in the doors. The MAN TGE offers even more storage space under the folding bench seat. Practical compartments and holders are also available on the foldable seat back¹ of the front seat passenger double seat bank. The dashboard includes two cup holders on both the driver and front seat passenger sides, two or optionally three 12V outlets, a mini jack and two USB ports. A fourth 12V outlet and a 230V outlet on the driver console are also optionally available.

-
- 1 USB port and mini jack port¹
 - 2 Storage space under the bench seat
 - 3 230 V power socket¹
 - 4 Foldable seat back with cup holders, tablet holder and storage compartment¹
 - 5 Storage compartments in the doors
 - 6 Cup holder
 - 7 12 V power socket¹
 - 8 Lockable glove compartment¹
 - 9 Sophisticated storage system with compartments
 - 10 Overhead storage unit¹



¹ Optional equipment at extra cost.

Infotainment.

The infotainment system¹ makes riding in this van an extraordinary experience.

The system is operated using the eight-inch touchscreen or by voice command. In addition to radio and navigation functions, the infotainment system includes one or optionally several USB ports, and up to two SD card slots. Of course you can also connect your smartphone to the system.

The “MAN Media Van”¹ radio system

This system includes a monochrome TFT display, two 20-watt speakers, an SD card slot, an AUX-IN port, a USB port and Bluetooth connection for mobile phones.

1 – The “MAN Media Van Advanced”¹ radio system

This system includes a 20.8 cm (8.0 inch) colour TFT display, a touchscreen with proximity sensor, an MP3 and WMA capable CD player, four 20-watt speakers, an

SD card slot, an AUX-IN port, a USB port in the dashboard, Bluetooth connection for mobile phones and a double tuner with phase diversity for superior radio reception.

The “MAN Media Van Navigation”¹ navigation system

This expanded version of “MAN Media Advanced” includes a navigation function and a second SD card slot for inserting an SD card containing map data.



Air conditioning.

In the MAN TGE, you always feel comfortable in your job.

You can choose between manual Climatic control¹ or fully automatic Climatronic¹ climate control. In the MAN TGE combi van, an air duct under the roof liner keeps your passengers comfortable as well. This air flow in the duct can be individually adjusted using a separate controller. Tinted, insulating windows¹ also keep temperatures comfortable in the passenger area. So no matter where you go or what the weather, in the MAN TGE you can always rely on a pleasant work climate.

Heating and ventilation

The MAN TGE comes with heating and ventilation as standard.

2 – Climatic¹ (manual)

The infinitely variable control of the air conditioning system ensures that the temperature can be adjusted to the desired level.

3 – Climatronic¹ (automatic)

With this system, temperatures can be individually adjusted in two or three zones including the driver, front seat passenger and loading/passenger areas. It takes into account the intensity of the sunshine and the exterior temperature, and then adjusts the air conditioning to compensate. Automatic air recirculation, an air quality sensor, additional air vents in the roof liner¹ and optional additional heating also ensure your comfort.






¹ Optional equipment at extra cost.

Seating.

When it comes to seating, the MAN TGE offers you a similarly impressive range of options.

There are six seating options ranging from “Standard”, “Comfort”¹ or “Comfort Plus”¹, all available as swivel seats¹, to the extraordinarily ergonomic “ergoComfort”¹ seat featuring the AGR seal of approval and even a massage function in the “ergoActive”¹ version. We also offer a wide selection of seat covers for the MAN TGE. Choose between (a) the extremely abrasion-resistant, long-lasting seat covers² made of the robust “Marathon”¹ material popular in utility vehicles, (b) the standard fabric seat covers “Toronto Grid” or (c) the high-quality seat covers in “Mesh”¹ synthetic leather.



1 – Rear bench crew cab

The bigger your team, the faster you can get the job done. The rear bench seat in the crew cab van offers plenty of room for four additional passengers.

2 – Driver’s seat „Comfort Plus“¹

The driver’s seat “Comfort Plus” features electrically adjustable four-way lumbar support as well as folding armrests on both sides – and makes your ride to work smoother than ever, even over long or bumpy roads.



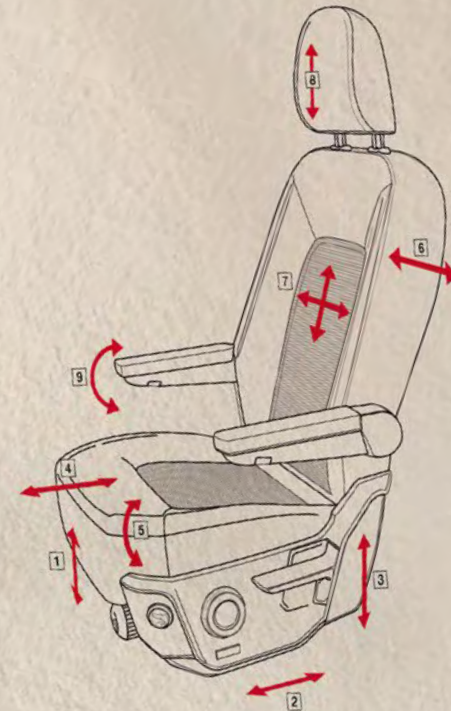
Seat configurations.

Single seat „Standard“ and „Comfort“

	„Standard“	„Comfort“	„Comfort Plus“	„Rotating seat“
Backrest adjustment	•	•	•	•
Length adjustment	•	•	•	•
Height adjustment		•	•	•
Seat cushion tilt adjustment		•	•	•
Manual 2-way-lordosis		•		
Electric 4-way-lordosis			•	•
Armrest inside		•		
Armrest left/right			•	•
Rotating function approx. 180°				•

Single swivel seat

	„ergoComfort“	„ergoActive“
Backrest adjustment	•	•
Length adjustment	•	•
Height adjustment	•	•
Seat cushion tilt adjustment	•	•
Electric 4-way-lordosis	•	•
Armrest left/right	•	•
Swing-unit with weight adjustment	•	•
Seat depth adjustment	•	•
Massage function		•



Operating element swivel seat:

- 1 Swing unit with weight adjustment
- 2 Length adjustment
- 3 Height adjustment
- 4 Seat depth adjustment
- 5 Seat cushion tilt adjustment
- 6 Backrest adjustment
- 7 Electric 4-way-lordosis
- 8 Headrest adjustment
- 9 Armrest adjustment



BED & FURNITURE

Loading compartment.

The MAN TGE's dimensions are everything you could ask for.


The panel van offers a choice of two wheelbases, three lengths and three heights available with a loading compartment area ranging up to 18.4 m³. Depending on the

version, the vehicle length ranges from 5.98 to 7.39 m and the vehicle height from 2.35 to 2.83 m. The total permissible weight is up to 5.5 t. An additional 3.5 t can be transported using the trailer hitch. The chassis also comes in two

versions with a chassis cab or crew cab. The chassis with platform body is available factory-direct in four lengths with the platform length ranging up to 4.7 m.



The specified load volume refers to the front wheel drive.



Images for reference only.

The loading compartment is equipped with a robust wood floor¹ or a universal flooring¹ that allows you to quickly install or remove your individualized shelving system as required.

You can choose to have the lashing rails installed on the loading compartment floor, ceiling, side walls or divider wall. Wall panelling made of laminated wood or synthetic twin-wall sheets is also optionally available. The loading compartment is superbly illuminated by the standard bright LED lights. The MAN TGE also features a low loading edge and an extra-wide sliding door with a 1,311 mm opening width.

Interior fittings:

TOP 1 – Preparation for configurations

A large number of hex holes for M6 screws allow you to easily install shelves and cabinets above and below the window area.

2 – Low loading edge²

The front-wheel drive in combination with the low 100 mm loading edge facilitates loading and unloading. An additional step¹ across the entire length of the vehicle rear, or the right half if there's a trailer hitch, is also available for easier access.

3 – Lashing rails and lashing points¹

Lashing rails can be installed on the loading compartment floor, ceiling, side walls or divider wall as required. Lashing points installed in the floor are standard.

4 – Interior ceiling-mounted racks¹

Offers easy storage for longer items. Both parts of the rack can be moved along the vehicle ceiling to adjust the length for all kinds of goods. They are removable when not in use.

5 – Floor and wall panelling¹


Robust wood floor or **TOP** innovative universal flooring; wall panelling made of laminated wood or synthetic twin-wall sheets (optional).

TOP 6 – Loading compartment lighting

Bright, long-lasting LED lights are standard.

7 – Door opening angle

The rear doors open either 180° or 270°; extra-wide sliding door on the side with a 1,311 mm opening width.



¹ Optional equipment at extra cost. ² Figure refers to the TGE panel van with front-wheel drive in comparison to the rear-wheel drive and all-wheel drive 4x4 models.



Front and rear design.

The first thing about the MAN TGE that grabs your attention is – that it grabs your attention.

With the optional LED headlights and LED daytime driving lights, it turns heads just as effectively as it keeps you securely on track when driving at night. The extra-narrow A pillars and large windshield ensure you can see far and wide. The extra-large rear-view mirrors with additional wide-angle function make your trip even safer. The van's astonishing aerodynamics result in a low drag coefficient and significant savings at the fuel pump.



Headlights: optional LED headlights with LED daytime driving lights.

Radiator grille: with eye-catching MAN lion, embedded in a high-gloss chrome trim.

Rear-view mirrors: large rear-view mirrors, optionally with electric adjustment and folding function, heated, extra wide viewing angle and impact-protected indicator lights.







a



b



c

Wheels.

The MAN TGE's wheels keep you rolling in style.

It's your choice: light-alloy wheels, steel wheels with full hub caps or with wheel centre caps.

- a Steel wheels with full hub caps¹
- b Steel wheels with chrome wheel centre caps¹
- c Light-alloy wheels¹

Paint finishes.

Your MAN TGE is like a business card on wheels:

whether solid-colour, metallic, pearl effect or special paint finish – now you can show your true colours and make a great impression.

- 1 Ontario Green
- 2 Deep Ocean Blue
- 3 Candy White
- 4 Indium Grey metallic¹
- 5 Neon Orange
- 6 Deep Black pearl effect¹
- 7 Cherry Red
- 8 Reflex Silver metallic¹

And if Candy White still isn't sweet enough for you, or Deep Black a little too bright, we offer a range of 90 further paint finishes for you to choose from.

¹ Optional equipment at extra cost.





1

3

4

5

6

7

8



**WOULD HAVE BUILT
ROME IN A DAY.**







The MAN TGE is always a smooth operator even under the toughest conditions.

Because the two wheelbases, three heights and three lengths available make it the almost perfect choice no matter what the job. The two wheelbases are 3,640 mm and 4,490 mm. The loading compartment lengths¹ range from 3,450 mm to 4,855 mm, and the

loading compartment heights² from 1,726 mm to 2,196 mm. Choosing the largest height and length results in a maximum loading compartment volume of 18.4 m³. The chassis allows a maximum body length of 5,570 mm with a chassis cab, and a maximum length of 4,300 mm with a crew cab. And no matter which variation you select, the MAN TGE always packs a punch with a permissible total

weight of 3.5 t to 5.5 t. An additional 3.5 tons can be transported using the trailer hitch. The maximum payload of the 3.5-ton version is particularly impressive – it can shoulder up to 1.8 t. It always offers the right combination of performance and generous space. How's that for power?

Van options.¹

The MAN TGE panel van.



The MAN TGE combi van.



The MAN TGE crew cab.



The MAN TGE chassis cab.



¹ The dimensions shown refer to vehicles with front-wheel drive and factory-original chassis with platform body.




MAXI TAXI.

**Our buses have always been top of the line.
Now we're taking them down a size.**

But the MAN TGE minibus is still big on flexibility. This vehicle is the almost perfect shuttle for schools, associations and more. Because inside the MAN TGE minibus, a practical rail system on the floor makes shifting the seats simpler and easier than ever.

The vehicle also features a convenient button-activated electric sliding door¹. The large door opening ensures that climbing in is always an easy but grand entrance – thanks to the electrically extendable additional step². The MAN TGE minibus can be ordered with front or rear-wheel drive, a 6-speed manual transmission or an 8-speed automatic transmission, and can be customized for practically every requirement. The vehicle is also outfitted with a range of helpful features for keeping you safe through your eventful workday. Lane assist¹, automatic distance control¹ and as-standard emergency brake assist are just a few. And since style runs in the family, this vehicle also features the standard MAN bus interior that can be customized precisely to your taste.



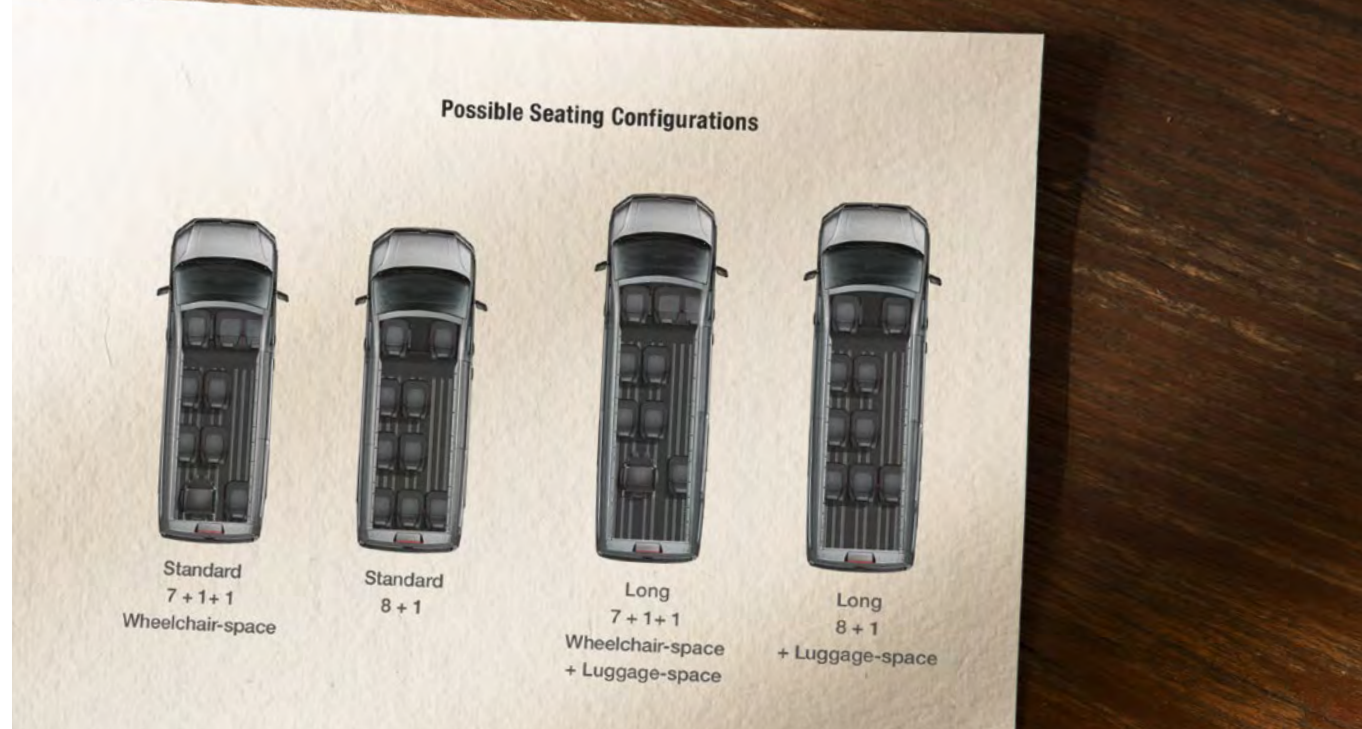
¹ Optional equipment at extra cost. ² Available at a later date.



JOB DESCRIPTION: ALL-ROUNDER.

The MAN TGE combi van combines it all.

No matter where, how or what, with its extra-large rear door, the MAN TGE combi van makes loading a breeze. And whether you're shuttling guests or hosting a mobile meeting, with nine comfortable seats the MAN TGE combi van is ready for it all. Even better, the rail system on the floor of the vehicle lets you easily shift or remove individual seats using quick-release fasteners. The MAN TGE combi van is available with front or all-wheel drive, a 6-speed manual transmission or an 8-speed automatic transmission, and can be fully personalized to suit. Optional features include an electric sliding door¹, a wide range of interior designs and customized preparations for wheelchair users. Because extraordinary assignments require an extraordinary vehicle.



¹Optional equipment at extra cost.



Superstructures.

No matter what the challenges of your work or where it takes you:

Our industry expertise, years of experience and wide network of superstructure manufacturers can deliver the perfect solution for your business. The MAN TGE can be configured to match your requirements as a tipper, skylifter, ambulance vehicle or mobile workshop. Just tell us what you need and we'll take care of the rest.



Factory-direct superstructures.

Nobody likes to wait for delivery of their new vehicle, and especially not when it's a MAN TGE.

Which is why we offer a large range of industry-specific and individual superstructures ready-made and factory-direct. You can configure your MAN TGE to your precise individual requirements. Whether as a chassis with platform body, tipper, box with integrated shelving or pre-installed cooling equipment – we deliver your vehicle so fast and efficiently you'll hardly notice the wait. Those who can't wait for more than a couple of days for their new MAN TGE in the right configuration can access our 'vans to go', a wide range of complete vehicle solutions which are available immediately.



1 – Platform body with crane; 2 – Refrigerated box; 3 – Service vehicle with shelf system; 4 – 5.5 t model with 3-way tipper



1 – Panel van Plus (available in various vehicle lengths and heights); 2 – Separate control panel for operating configurations, operable from the driver seat or outside the vehicle; 3 – Tow truck

Forestry work puts completely different demands on the MAN TGE than delivery work.

Which is why working closely with MAN is the best thing for your business. We have over a century of transport industry experience, and our wide network of superstructure manufacturers has been carefully chosen in line with our rigorous quality requirements.

Example configurations:

- 1 Roll-off skip loader
- 2 Tow truck
- 3 Set-down skip loader
- 4 Emergency services vehicle
- 5 Glass racks
- 6 Skylifter
- 7 Panel van with lift gate
- 8 Tipper
- 9 Tipper with crane
- 10 Refrigerated box body
- 11 Platform body
- 12 Platform body with cover and carline roof
- 13 Camper van
- 14 Ambulance vehicle
- 15 Dry freight box body



1



2



3



4



5



6



7



8



9



10



11



12



13



14



15





Images for reference only.

Versatile and reliable.

With our optional MAN TGE chassis with platform body superstructures featuring either a chassis cab or crew cab, you can confidently take on even the toughest assignments.

No matter what surprises your day or the weather has in store, with this versatile vehicle you're covered.

1 – Storage box¹

The best box for your buck: the storage box for the chassis with platform body. It reliably protects your freight from wind and the elements, turning your MAN TGE into a utility vehicle like no other. Storage boxes are available as above and under platform models.

2 + 3 – Tarpaulin and frame¹

This platform body always makes a pretty picture: the robust frame configuration with attachable boards transforms the MAN TGE into a truck that's ready for anything. The high-grade tarpaulin effectively protects your freight from heavy rain or gusts of wind. The frame and tarpaulin are available in a range of heights and colours. The tarpaulin is also equipped with integrated light strips.

Fastening points

Ten fastening points installed in the floor for securing the payload can be sunk into the loading platform so they are flush with the floor.

Toolbox¹

In addition, two locked toolboxes can be mounted under the loading platform. Each has a capacity of 71.5 l and can hold up to 40 kg.

¹ Optional equipment at extra cost.

Equipment packages.

You can choose among a wide range of factory-direct equipment packages¹ available at attractive prices.

Safety packages.

Active safety package:

- Adaptive cruise control (ACC) with speed limiter
- Emergency brake assist (for adaptive cruise control ACC up to 160 km/h)
- Heated, foldable exterior mirrors with electric adjustment
- Lane change assist with active lane assist
- Parking assist in front and rear as well as lateral protection assist

Passive safety package:

- Three-point automatic seatbelts with seatbelt height adjustment and electric belt tensioners in front
- Airbag for driver and front seat passenger with front seat passenger airbag deactivation
- Side and head airbags for driver and front seat passenger
- Tyre pressure indicator
- Fog lights including cornering light

Light and sight package:

- Light Assist high-beam assist
- Daytime driving lights with headlight activation (automatic), “leaving home” function and manual “coming home” function
- Intermittent windshield wiper operation with light and rain sensor
- Fog lights including cornering light

Comfort packages.

Comfort package:

- Four 12 volt outlets in the driver cab (three in the dashboard, one in the driver’s seat frame)
- Storage package 2: Two 1 DIN slots and reading lamp mounted in the roof
- Multifunction steering wheel (three spokes)
- Driver seat “Comfort Plus”
- Premium interior noise damping

Comfort Package Plus:

- Four 12 volt outlets in the driver cab (three in the dashboard, one in the driver’s seat frame)
- Storage package 2: Two 1 DIN slots and reading lamp mounted in the roof
- Chrome package
- Multifunction leather steering wheel (three spokes), heated
- Suspension seat “ergoActive” for the driver
- Premium interior noise damping
- Adaptive cruise control with speed limiter
- Step lighting front, can be deactivated

Winter package:

- Additional water heating with programmable park heating and radio remote control
- Washer water level indicator with extra-large washer water reservoir (7 l)
- Headlight cleaning system
- Heated windscreen washer nozzles

Industry-specific packages.

Tipper construction package:

- Electric terminal strip and control unit with ABH programming
- Preparation for tow-bar (including roll-over stabilisation) with cable set, outlet and control unit
- Rear window
- Interior safety mirror, dimmable
- Preparation for three-way tipper
- Dirt trap in front
- Position lights on the front roof
- Side marker lights
- Second battery with cut-off relay and battery monitoring

Platform body construction package:

- Preparation for tow-bar (including roll-over stabilisation) with cable set, outlet and control unit
- Rear window
- Interior safety mirror, dimmable
- Preparation for ladder holder in front
- Platform floor, aluminium side panels (foldable), safety fasteners, additional step (in the rear on tailgate panel)
- Position lights on the front roof
- Side marker lights

Driver assist distributor package:

- “Rear View” reversing camera
- Heated, foldable exterior mirrors with electric adjustment
- Lane change assist
- Side marker lights
- Parking assist in front and rear as well as lateral protection assist

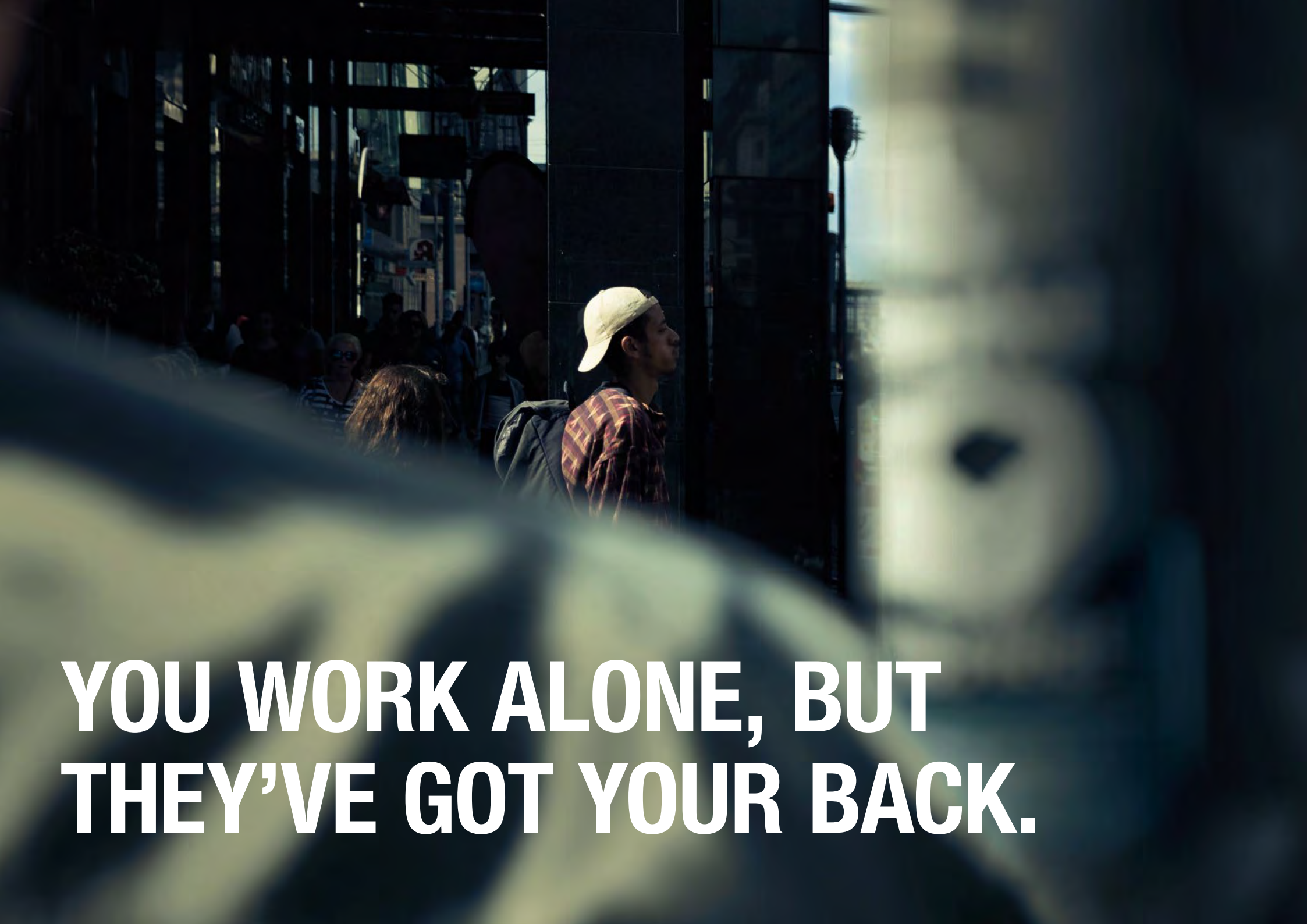
Loading compartment distributor package:

- C-rails on the divider wall and on the side walls
- Additional step across the entire length of the vehicle rear
- Cab doors with reinforced door hinge on the driver side
- Wood floor in the loading compartment with wheelhouse cover
- Hinges for the rear double-wing door with extra-large opening angle
- Side marker lights

Case distributor package:

- Narrow end cross beam with L = 1,149 mm and H = 225 mm, bolted
- Position lights on the front roof
- Tailgate lift preparation, electric
- Preparation for side marker lights
- Second battery with cut-off relay (deep cycle)
- Exterior mirror for protruding configuration width up to 2.4 m, left and right, convex, with integrated LED indicator light and wide-angle range
- Preparation for loading compartment lighting





**YOU WORK ALONE, BUT
THEY'VE GOT YOUR BACK.**





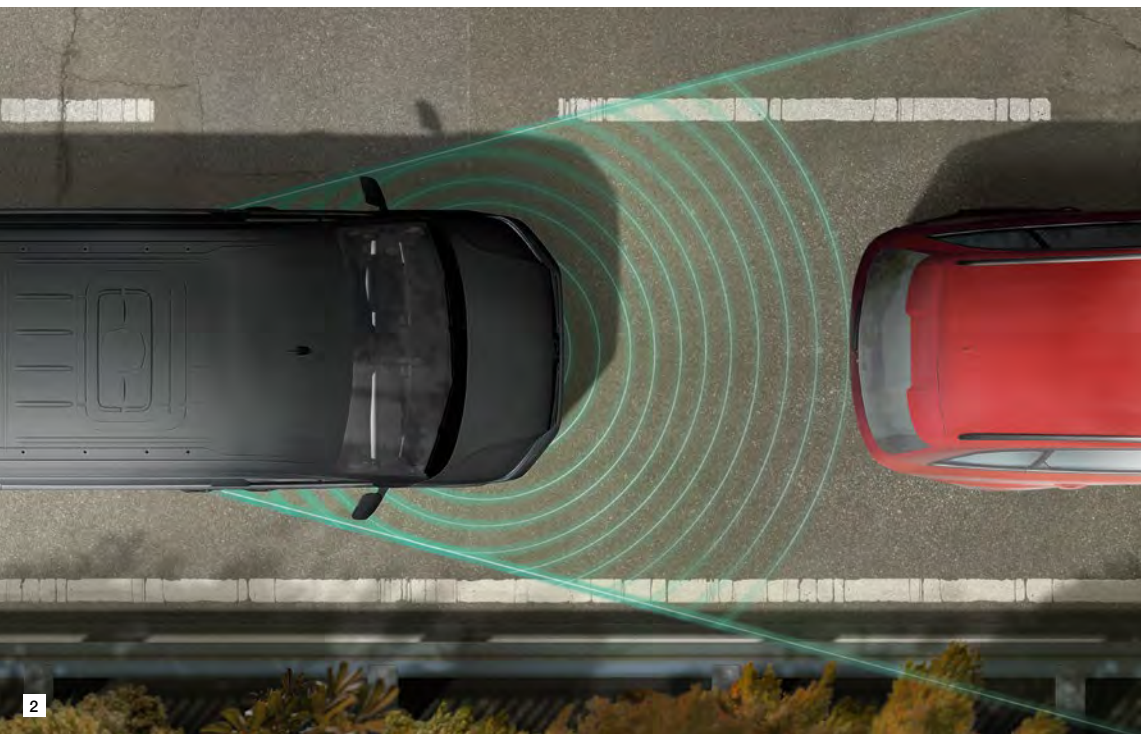
TOP Innovations and safety.

You need a team you can rely on.

Which is why the MAN TGE comes with a range of innovative safety systems to help you, depending on the capabilities of the selected system, to concentrate on your work and prevent costly damage to your vehicle at the same time.

P 1 – Park steering assist¹

When activated, the park steering assist takes over the steering of the vehicle during parking, slipping the MAN TGE smoothly and accurately into the narrowest spots. The driver continues to operate the acceleration and brakes manually, remaining in full control of the vehicle. The system makes parking easier than ever in the MAN TGE, and prevents damage from parking errors.





Emergency brake assist (EBA) as standard equipment

If the MAN TGE is approaching an obstacle and the driver doesn't react, as-standard emergency brake assist warns the driver and then activates the brake in case of an emergency. In combination with the automatic transmission, the system automatically brings the vehicle to a complete stop to prevent a collision.



3 – Park out assist¹

A feature of lane change assist, park out assist helps the driver when backing out of a parking place, and brakes the MAN TGE automatically if there is a risk of collision with oncoming traffic.



4 – Active lane assist¹

If the vehicle unintentionally exits the lane, active lane assist automatically compensates and steers the vehicle back into the lane. The system automatically activates at speeds over 65 km/h, and functions reliably even in poor weather conditions or with low visibility.



5 – Lateral protection assist¹

Sixteen ultrasonic sensors monitor the distance of objects on either side of the vehicle and in an emergency warn the driver of objects close to the MAN TGE. At the driver's seat, a convenient display shows objects all around the vehicle and indicates potential collision risks when changing lanes. An acoustic signal also warns the driver of collision risks.






6 – Trailer assist¹

This system can be activated when required. When reversing with a trailer, the MAN TGE automatically follows a previously set turning angle. The driver controls the acceleration and braking only, the steering is automatically controlled by the vehicle.



7 – Adaptive cruise control (ACC)¹

Convenient and practical adaptive cruise control with speed limiter that in combination with automatic transmission can brake the vehicle to a full stop.



¹ Optional equipment at extra cost.



Additional assistance systems¹.

Lane change assist²: Lane change assist warns the driver of oncoming traffic in the driver's blind spot when changing lanes at speeds over 10 km/h. The system prevents potential collisions during lane changes – in city traffic and on the highway.

Crosswind assist: This system keeps the MAN TGE safely in its lane in case of a side wind or on a laterally sloped road surface.

Fatigue detection²: This system detects deviations from normal driving behaviour that indicate fatigue, and then advises the driver with an acoustic and visual signal to take a break.

Multi-collision brake: When a collision is detected, this system ensures the vehicle fully brakes to prevent further accidents.

High-beam assist²: This system senses vehicles up ahead or oncoming traffic and automatically switches back to low-beam.

Light/rain sensor²: This system reacts automatically in darkness or rain, regulating the headlights and windshield wipers accordingly.

Hill ascent assist: This system automatically assists start-up on inclines by preventing the vehicle from rolling backwards.

Parking assist²: This system helps you manoeuvre when parking using acoustic and visual signals that indicate the distance remaining in front and behind the vehicle.

Reversing camera²: Images from this camera are displayed on the cockpit monitor. The system helps the driver when parking, manoeuvring and reversing.

ABS & ESP: Electronic stability control is an add-on to the anti-lock braking system. This electronically controlled driver assistance system strategically brakes individual wheels to prevent swerving and skidding.



¹ Within the technical capabilities of the system. ² Optional equipment at extra cost.

Do you cross dirt roads and forest trails to get to work? Then get ready to be amazed by the superb performance of MAN TGE's intelligent all-wheel drive.

In normal conditions, for example on an asphalt road, the MAN TGE with all-road drive is powered by front-wheel drive. But on surfaces with limited traction, it switches to all-wheel drive without you having to lift a finger. And in just a split-second's time.

Not only that, this vehicle keeps you safer even when you leave your daily drive through town behind. Because all its assistance systems are also fully integrated with the all-wheel drive system. That means your driving experience is now more comfortable than ever. The full drive power is flexibly distributed across front and back axles, and can be fitted with switchable limited slip differential. This wear-resistant and low-maintenance system is available installed directly at the factory. Forget everything you thought you knew about all-wheel drive. Get behind the wheel of a MAN TGE with all-wheel drive now.



ANYONE FOR A SHORTCUT THROUGH HELL?



Drive and engines.

What's essential on the job? The drive to succeed. Which is why the MAN TGE is driven by a new generation of cutting-edge diesel and electric engines that deliver power and efficiency on any terrain.

These engines specially developed for the tough demands of commercial vehicle use combine a long service life with impressive power and low fuel consumption. So no matter what the transmission or drive type you choose, these engines deliver outstanding performance, high efficiency and superb reliability even under extreme driving conditions.



Diesel engines:

2.0 I (75 kW, 300 Nm):

Front-wheel drive

Average consumption: from 7.1 l/100 km

CO₂-emissions: from 185 g/km

2.0 I (90 kW, 300 Nm):

Rear wheel drive with dual tyres

Average consumption: from 8.7 l/100 km

CO₂-emissions: from 228 g/km

2.0 I (103 kW, 340 Nm)¹:

Front-wheel drive, rear-wheel drive
and all-wheel drive 4×4

Average consumption: from 7.1 l/100 km

CO₂-emissions: from 185 g/km

2.0 I (130 kW, 410 Nm):

Front-wheel drive, rear-wheel drive
and all-wheel drive 4×4

Average consumption: from 7.0 l/100 km

CO₂-emissions: from 194 g/km


Electric motor:

Electro (100kW, 290 Nm):

Front-wheel drive

Energy consumption: from 21.54 kWh/100 km

CO₂-emissions: 0 g/km



Front-wheel drive



- High payload
- High trailer load of up to 3.0 t
- 100 mm lower loading edge and access height
- Very high loading compartment
- Transverse front engine

75 kW engine 6-speed manual transmission
103 kW engine 6-speed manual transmission
 8-speed automatic transmission
130 kW engine 6-speed manual transmission
 8-speed automatic transmission

Rear-wheel drive



- High trailer load of up to 3.5 t
- Small turning circle
- Maximum payload
- Best traction with high loads
- Longitudinal front engine

90 kW engine 6-speed manual transmission
103 kW engine 6-speed manual transmission
130 kW engine 6-speed manual transmission
 8-speed automatic transmission

All-wheel drive 4×4



- Reliable traction
- Safe handling
- Superb directional stability
- High trailer load of up to 3.0 t
- Transverse front engine

103 kW engine 6-speed manual transmission
130 kW engine 6-speed manual transmission
 8-speed automatic transmission

Electric drive



- Synchronous machine
- Loading compartment volume: 10.7 m³
- Loading height: 670 mm
- Versions:
 - 950 kg payload with 3.5 t GVW
 - 1.7 t payload with 4.25 t GVW

100 kW motor 1-speed transmission

**OUR MAINTENANCE
FOLLOWS A SCHEDULE:
YOURS.**



Van

10





**One of the best features of the
MAN TGE: the MAN team.**

With individual solutions, cutting-edge time and maintenance management, MAN Genuine Parts and Accessories, and customized MAN ServiceContracts, we effectively clear the path for your success. Combined with flexible opening hours at our MAN service centres and our 24-hour roadside assistance, we make sure nothing slows you down for long.



MAN Mobile24

Whether you're in the big city jungle or in the forest: The 24-hour roadside assistance "MAN Mobile24" ensures that you will stay right on track. The MAN roadside assistance is ready to help you out 24/7/365. In the case of a breakdown, simply call the Mobile24 number from any European country and speak to a competent partner who is ready to help you. If necessary, a MAN mobile service vehicle will be dispatched from one of the approximately 2,000 service centres across Europe.





MAN Services

Once a MAN, always a MAN. That goes for the MAN TGE as well as MAN's repair and maintenance service. Our individualized ServiceContracts include additional services such as a driveline warranty or a complete vehicle warranty. A MAN service contract offers you absolute planning and calculation reliability and reduces your administrative load. You can choose between the "Comfort", "Comfort Plus" and "Comfort Super" service contracts. These contracts help you safeguard your business as well as plan maintenance and inspections intelligently. In an emergency, MAN's mobility guarantee ensures you have transportation to the nearest service centre. That means day and night, you can always rely on our long-lasting, top-quality MAN Genuine Parts. Or you can choose our Ecoline MAN Genuine Parts line of professionally recycled replacement parts at MAN quality standards. These environmentally-friendly parts cost less than new parts as well. MAN Original accessories also include a wide range of comfort, transport and protection products.



MAN TopUsed

An outstanding offer for an outstanding van: MAN TopUsed is your dependable partner for second-hand vehicles with our own locations for MAN Used in over 30 countries. So even before you buy your MAN TGE, we're there to help you with all the preparations.





MAN DigitalServices

Make your MAN TGE even smarter.

Digital data exchange over the RIO platform helps you reduce fuel consumption, optimize vehicle utilization and precisely streamline maintenance management. All you need is the RIO Box, fitted in the TGE at no additional charge with the telematics vehicle configuration. An open system independent of vehicle brand, the cloud-based RIO platform gives you access to services from MAN DigitalServices, RIO and other partners. Once you're signed up, you can use the MAN Essentials service for free. You can also access the marketplace or use the fleet monitor and vehicle utilization applications. On the marketplace you can book other vehicle-based and logistics services, such as:

MAN Advance:

- Extended data history of MAN Essentials data
- Deeper and more frequently updated insights into your fleet's activities as well as trend analyses over longer time periods

MAN Maintenance:

- Overview of all maintenance and status data at a glance.
- Workshop management

MAN Compliant:

- Tachograph and driver card data downloadable with one click.
- Ensures files from the tachograph are stored in data formats conforming to legal regulations

MAN Perform:

- Performance analysis to reduce fuel consumption and improve driver performance

MAN ServiceCare:

- Proactive maintenance management



MAN Financial Services and MAN Rental

Our individually designed finance packages offer you a comprehensive range of options for cost-effectively purchasing a new MAN TGE. Our leasing offers allow you to calculate your costs with even better accuracy, because you only pay for the period of time that you actually use the vehicle. Our insurance products guarantee comprehensive protection against damage caused by you or by third parties.

The MAN card offers a convenient method of international payment for fuel and filling station services, and for vehicle-related costs accounting. Our rental offers allow you to increase the capacity of your vehicle fleet at short notice and for a limited period of time. That significantly increases your business's flexibility competitiveness. If you need personal help or advice, you can reach us anytime.

MAN ProfiDrive®

The MAN TGE is a true all-rounder tailor-made for the tasks and challenges of your individual daily drive. Qualified MAN ProfiDrive® trainers help you drive your MAN TGE more intelligently, safely, and efficiently while reducing your operating costs at the same time. MAN ProfiDrive® also includes a range of seminars specifically designed for the van segment.

Our areas of instruction:







- Driving safety (based on the guidelines of the German Road Safety Council)
- Efficiency
- Offroad
- Vehicle instruction and technology
- Payload/luggage safety
- Van driver qualification (BG Transport and Traffic)
- Damage Prevention / Risk Management
- Instruction for emergency personnel

A variety of trainings can be recognized and certified based on the guidelines of professional driver qualification.






Vehicle line-up.






Panel van

	Standard	Long	Extra-long
	Length: · Total: 5,986 mm · Cargo area: 3,450 mm ¹ Wheelbase: 3,640 mm	Length: · Total: 6,836 mm · Cargo area: 4,300 mm ² Wheelbase: 4,490 mm	Length: · Total: 7,391 mm · Cargo area: 4,855 mm ³ Wheelbase: 4,490 mm
Normal roof Height: 2,355 mm Interior height: 1,726 mm			
High roof Height: 2,590 mm Interior height: 1,961 mm			
Super-high roof Height: 2,798 mm Interior height: 2,189–2,196 mm			






Combi van

Standard	Long
Length: · Total: 5,986 mm · Cargo area: 3,450 mm ¹ Wheelbase: 3,640 mm	Length: · Total: 6,836 mm · Cargo area: 4,300 mm ² Wheelbase: 4,490 mm
	
	

Chassis


	Standard	Long	Extra-long
	Length: 5,996 mm Wheelbase: 3,640 mm Max. body length ⁴ : · Chassis cab: 3,770 mm · Crew cab: 2,700 mm	Length: 6,846 mm Wheelbase: 4,490 mm Max. body length ⁴ : · Chassis cab: 5,550 mm · Crew cab: 4,300 mm	Length: 7,211 mm Wheelbase: 4,490 mm Max. body length ⁴ : · Chassis cab: 5,470 mm
Chassis cab Height: 2,305–2,319 mm			
Crew cab Height: 2,321–2,330 mm			

Chassis with platform body

Standard	Long	Extra-long
Length: 6,204 mm Wheelbase: 3,640 mm Platform length: · Chassis cab: 3,500 mm · Crew cab: 2,700 mm	Length: 7,004 mm Wheelbase: 4,490 mm Platform length: · Chassis cab: 4,300 mm · Crew cab: 3,500 mm	Length: 7,404 mm Wheelbase: 4,490 mm Platform length: · Chassis cab: 4,700 mm
		
		

Dimensions refer to models with front-wheel drive, except for chassis cabs with extra-long chassis.

¹Length measured at the vehicle floor incl. subfloor storage compartment extending past the divider wall. Loading length in the upper area: 3,201 mm. ²Length measured at the vehicle floor incl. subfloor storage compartment extending past the divider wall. Loading length in the upper area: 4,051 mm. ³Length measured at the vehicle floor incl. subfloor storage compartment extending past the divider wall. Loading length in the upper area: 4,606 mm. ⁴Individual calculation of the max. body length may be necessary.





NOT TO BE OVERTAKEN.

The MAN TGE is a unique companion in many ways. Boundless opportunity meets outstanding service.
Explore the new MAN TGE at www.van.man.

Additional equipment.



1 – Bar trailer hitch¹, optionally available as alternating system.

Designed for trailer loads of up to 3 t - including electronic trailer stabilisation.

2 – all-type trailer hitch¹, optionally available as alternating system.

Safe and reliable operation of trailers and carrier systems up to 3.5 t.

3 – Additional wide step integrated in the fender¹.

Makes loading and unloading a breeze.

4 – Additional step on one side¹.

Assists with loading and unloading in combination with a tow-bar for up to 3.5 t.

Dirt trap¹

(no image). Protection against dirt and stones.

Preparation for trailer hitch¹

(no image). Different preparations are available for trailer loads of up to 3.5 t.

Preparation for roof rack¹

(no image). C-profile mounting rails on the roof facilitate the attachment of roof racks, roof boxes and other racks.

Roof rack with roller¹

(no image). This rack comes in handy for safe loading and transport of long items.

¹ Optional equipment at extra cost.

Infotainment.

1 – The “MAN Media Van”¹ radio system

- Monochrome TFT display
- Two 20-watt speakers
- SD-card slot
- AUX-IN-socket
- USB port
- Bluetooth connection for mobile phones



2 – The “MAN Media Van Advanced”¹ radio system

- 20.8 cm (8.0”) TFT colour display
- Touchscreen with proximity sensors
- MP3 and WMA-compatible CD Drive
- Four 20-watt speakers
- SD-card slot
- AUX-IN-socket
- USB port
- Bluetooth connection for mobile phones
- Double receiver with phase diversity for the best possible radio reception



3 – The “MAN Media Van Navigation”¹ navigation system

This system features a navigation function with a second slot for a SD card holding the map data in addition to the functions offered by the “MAN Media Van Advanced”.

¹ Optional equipment at extra cost.

General and additional information.

The depicted vehicle illustrations may show optional equipment available for an additional price.

Please note that some equipment options may only be available in conjunction with other additional equipment and/or are not available in certain equipment combinations, and may be subject to certain legal requirements. Any liability of MAN for inappropriate use of such equipment is expressly excluded. Some optional equipment can lead to longer delivery times for the vehicle. Your MAN partner is available to discuss your individual requirements. Only your MAN partner can check the combination requirements as well as the accuracy and completeness of the information in his order system.

The representation of any brand without a ® shall not be construed as not being a registered trademark and/or a permission to use this brand name without the prior written consent of MAN SE. The product name AdBlue® is a registered trademark of the German Automotive Industry Association [Verband der Automobilindustrie e.V. (VDA)]. iPod/iPad/iPhone are trademarks of Apple Inc.

Our vehicles are fitted with summer tyres as standard. Since 4 December 2010, all vehicles operated within the Federal Republic of Germany are required by law to be fitted with winter tyres or all-season tyres in conditions where back ice, snow, slush, ice or frost are present. Your MAN partner will be happy to assist with choosing the appropriate tyres.

All information in this document is based on characteristics for the German market and reflects the information available at the time of preparing this brochure.

All engines are equipped with a multi-stage exhaust after-treatment system (diesel particle filters and SCR catalytic converter). The SCR (Selective Catalytic Reduction) catalytic converter converts the exhaust gas nitrogen oxide (NOx) into nitrogen (N₂) and water (H₂O), without creating undesirable secondary emissions. The conversion process uses a synthetic, aqueous urea solution, i.e. AdBlue® (ISO 22241-1/FROM 32), which is stored in a separate reservoir. Depending on the vehicle, the AdBlue® will have to be replenished in between scheduled services by the customer or by a MAN service partner.

Shown empty vehicle weights include 68 kg for the driver, 7 kg for luggage, all liquids and a 90% tank filling, ascertained pursuant to the Directive 92/21/EEC or the Directive 97/27/EC in its current version. The selected equipment or equipment line may affect the vehicle empty weight. The actual payload of the vehicle, which is the difference between the vehicle's permissible total weight and its empty weight, can therefore only be determined by weighing the individual vehicle.

The illustrated colours may vary for printing purposes.

Refrigerant R134a is used in vehicle classes N1, N2 and M2. MAN TGEs in vehicle class M1 are supplied with refrigerant R1234yf. The GWP Value of the refrigerant used is 1.430 (refrigerant R134a) and 4 (refrigerant R1234yf). The quantities depend on the air conditioning compressor and vary between 560 - 590 grams.

The specified fuel consumption and emission data have been determined according to the measurement procedures prescribed by law. Since 1st September 2017, certain new vehicles are already being type-approved according to the Worldwide Harmonized Light Vehicles Test Procedure (WLTP), a more realistic test procedure for measuring fuel consumption and CO₂ emissions. We are currently still required by law to state the NEDC figures. In the case of new vehicles which have been type-approved according to the WLTP, the NEDC figures are derived from the WLTP data. In cases where the NEDC figures are specified as value ranges, these do not refer to a particular individual vehicle and do not constitute part of the sales offering.

Additional equipment and accessories (e.g. add-on parts, different tyre formats, etc.) may change the relevant vehicle parameters, such as weight, rolling resistance and aerodynamics, and, in conjunction with weather and traffic conditions and individual driving style, may affect fuel consumption, electrical power consumption, CO₂ emissions and the performance figures for the vehicle.

Additional information:

MAN service appointments are broken down into "oil change service" and "inspection". The service interval indicator in the display of the instrument cluster is a reminder for the next service appointment.

Collection and recycling of end-of-life vehicles:

MAN responds to the challenges of a modern society in all new products launched under the MAN brand. This includes the protection of the environment and natural resources. This is why MAN builds all new MAN TGE vehicles to specifications that facilitate their environmentally friendly recycling and, subject to complying with the national law, collects end-of-life vehicles free of charge. More information on the collection and recycling of end-of-life vehicles is available at www.man.eu or from your MAN sales office and/or service centre.

MAN Truck & Bus AG

Postfach 50 06 20

D-80976 München

www.van.man

D115.003/E · bv 081825

Subject to change without notice. Modifications and errors reserved.

Products may vary in their shape, construction, colour shades and included features after the copy deadline for this brochure on 1. September 2018. The illustrations may also show special equipment, decoration elements or accessories that are not standard equipment. Where symbols or numbers are used to describe an order or the subject of an order, no rights may be derived solely from these. This publication is for international use. Any statements regarding statutory, legal and tax provisions and their effects are only valid for the Federal Republic of Germany at the time this publication was last updated. Please contact your MAN sales representative for any questions concerning the regulation applicable in other countries and its legal consequences.

MAN Truck & Bus – a member of the MAN Group