

Kraftur hf

Lion's Coach

Attachment I: description

General

Acceptance inspections

International regulatory documentation (COC)
International data confirmation
COP document for bus
Registration in Iceland
Authorised for speed of 100 km/h

Manufacturer's information

Operation manuals in English

Dimensions and measurements

Main dimensions

Vehicle length 12.1 m

Engine

D2676 LOH Euro VI six-cylinder diesel engine delivering 338 kW (460 hp)
Diesel fuel in accordance with DIN EN 590 (biodiesel content up to a maximum of 7%)
Flame-start system for temperatures below -20°C
Dual-mass flywheel
Removable engine capsule
Installation of an S-CRTec system
3 28.5V three-phase AC alternators, 120A
Safety insert for air filter
Automated 12-gear TipMatic manually operated gearbox, with MAN EasyStart moving-off aid
Gearbox shifting DM/D/N/R/RM
Axle ratio $i = 2.73$
"Basic" rear-axle oil for driven axles
100 km/h speed limit

Brakes

Bus-stop brake system

Button-activated halt brake

Auxiliary retarding brake system

Manual control for retarder via pushbutton on steering column

Foot control for retarder/intarder via brake pedal, continuously variable

ABS, TCS, EBS

ASR with deactivation via pushbutton

Emergency-braking signal

Wheels

7 x 295/80R22.5 on 22.5x8.25 aluminium polished wheels

Balancing of the front wheels

Tyre repair kit

Spare wheel retainer

2 x CO 295/80R22.5 HSW2 SCAN T*152/148 M

RA 1

4 x CO 295/80R22.5 HDW2 SCAN T*152/148 M

Spare wheel

1 x CO 295/80R22.5 HSW2 SCAN T*152/148 M

Steering

Leather multi-function steering wheel

Lock set with 4 ignition keys

Bodywork

Body structure

Heated windscreen

Driver's window with green tint in single-pane safety glass version

Vehicle paintwork:

Single-colour paintwork with acrylic paint,

Traffic White, RAL 9016.

Engine compartment flap painted glossy black

Exterior mirror housing and mirror arms painted in vehicle colour.

Skylights / emergency exits

1st emergency exit hatch with ventilation function (electrically operated)

2nd emergency exit hatch with ventilation function (electrically operated)

Mirrors

Door 2 camera surveillance

Doors

Door design

Radio remote control door 1+2:

outside button for door 1+2 on handle shell, door 1

Exterior lighting for door 1

Body, other

Trailer coupling / ski box

Ball-head trailer coupling, 3.0 t, incl. 13-pin socket.
Detachable trailer coupling

Interior fittings

Side walls

Side wall cladding Schoepf Harald 205 light grey

Interior lighting

Co-driver reading light

LED driver's workplace lighting

Door area lighting with one entry light at each door:– at door 1 coupled with driver's workplace light– at door 2, activated by opening door

Night lighting in blue on underside of luggage rack supports.

Luggage rack

Nozzle sets with curved design and round operating parts with reading lights.

Each nozzle is individually adjustable. The passenger can control the air flow direction and quantity. This also applies for the heating.

Flooring

Floor covering Gerflor Tarabus Harmonia Ship Nature

Floor covering in the step unit and passenger area additionally, carpet on entrance steps like carpets in passenger compartment

Door entrance edges in grey

Floor carpet set: Mira-X Tiara Boucletta, 215 Stone

Carpets will be sent loose with the vehicle.

Floor carpet under passenger seats Mira-X Tiara Boucletta, 215 Stone

Läufer unter Fahrgastsitzen nicht einbauen, sondern Lose Mitlieferung von Mira-X Tiara Boucletta, 215 Stein

Floor carpet in luggage compartment: made by AZO, silver 220

Pictograms

All labels/stickers and manuals in English, including labels of fire extinguisher

Miscellaneous

Emergency hammers without anti-theft device/without seatbelt cutter on the window pillars

2 first aid kits

Tool kit

56-litre chiller compartment in the front

2 x 6 kg fire extinguishers (continuous pressure, ABC powder)

Installation location of fire extinguisher: under first row of seats and the entrance area of door 2

Waste bin on the toilet cubicle wall

Anti-glare protection

Curtains on the wide windows and on the rear window

Curtain material Schoepf Manda, 303701-501 pearl ruby red

Toilets

Toilet type: WC toilet, (with smoke alarm as standard)

Toilet cladding: Benecke-Kaliko laminate

Toilet cubicle can be locked from driver's workplace

Electrical hand dryer

Driver's workplace

One-piece windscreen roller blind, electrically operated

Cigarette lighter in the front

Control and information elements

Instrument panel display in English

Rear-view camera

Driver's view camera.

Driver's seat

Driver's seat Isri ProActive 2, with 3-point seat belt

Driver's seat control elements at the front and on the aisle side, backrest adjustment on the wall side

Driver's seat not rotatable

Driver's seat cover in standard upholstery

Driver's seat with lumbar and side-support system

Driver's seat with heating

Driver's seat active climate control

Folding driver's seat armrest; wall and aisle side

Tour guide's seat

Installation of an individual tour guide's seat.

Courier's seat cover in standard upholstery

Air conditioning / Heating / Ventilation

Requirements for ventilation

Room temperature/ passenger area heating

Konvekta air-conditioning system (max. cooling output 33kW)

Regulation and control equipment

Driver's area heating

Mini heater under driver's seat.

Pollen filter for front box

Auxiliary heating

Coolant preheater Eberspächer Hydronic 35

Information equipment

Passenger information

Internal information

Digital clock at front with external temperature display

Fixed LCD monitor at the front and electric fold-down LCD monitor in the centre aisle

DVD player

Supply systems

Fuel tank

525-litre fuel tank with standard lock
(additional weight 110 kg, including fuel)

Fuel pre-filter with water trap, manufacturer: Separ, heated

Fuel filter with heating

External supply

Compressed air filling connection 1 behind front centre panel

Compressed air/tyre filling connection at the rear M16 x 1.5

Maintenance/supply flaps

Soundproof matting in the side flaps

Central locking of luggage compartment flaps

Rear flap with uniform safety lock

Electrical systems

Electrical systems (24 V)

Immobiliser

Electric power supply and starting system

2 batteries 12V 225AH; (PAG batteries)

Battery cut-off via mechanical plus circuit breaker

24 V / 230 V voltage converter; 2700 W

Protection of the electrical system via ETA safety cut-outs

Battery jump start and charging socket

Engine starter inhibitor with open engine compartment flap

Engine control with start and stop function from engine compartment

Indicator and hazard warning system

Tracking lights in rear

Operation monitoring

Smoke detection system in the luggage compartment and at the main control panel detects smouldering fires that are not (yet) generating any heat:

special system adapted for the automotive sector with the power supply of the vehicle electrical system, the anti-theft device and messages in the central display.

Fire warning system in engine compartment and near auxiliary heater
Switchable acoustic warning system when reverse gear is engaged, with night-time reduction (reverse warning buzzer)

Lighting

LED front headlight with LED daytime driving lights
2 halogen fog lights in bumper
2 rear fog lights, integrated on left and right into four-chamber rear lights, controlled via switch/button, located on instrument panel
Unit lighting at the rear

Alarm system

Signal horn (two-tone)
Two-tone air horn can be switched over via the dashboard to a standard signal horn.
Vehicle theft warning system.

EU control device (tachograph)

DTCO tachograph, electronic, 125 km/h, 1 day with change of driver

On-board information system

Provision for WLAN router, 2.4 GHz

Communication systems

Roof antenna for radio, GSM network and GPS

Tannoy system/digital intercom

MMC (Multi Media Coach) Advanced infotainment system with navigation and transmission of navigation to passenger monitors and external AUX-in/USB interface

Speech operation for infotainment system

Digital radio reception (DAB+)

Navigation SD Europe

Bluetooth hands-free system "Comfort" for 2 mobile phones incl. audio streaming

Driver's microphone on wall side on the driver's seat

Courier's microphone (wireless) with charging station

Additional small microphone socket on right B-pillar (4-pin)

Sockets

12 V socket in the driver's area.

220 V socket in driver's area

12 V socket in tour guide's footwell.

24 V socket next to co-driver

USB sockets at the passenger seats

230V socket in toilet cabin.

24 V socket on the main control panel for work light

Driver assistance systems

Electronic stability program (ESP)

Lane guard system (LGS) with haptic warning

Emergency Brake Assist (EBA)
Cruise control

Partitions

Grab handle on partition wall behind Door 1 in entry area
Without dividing wall/handrail in front of door 2
Partition wall after door 2

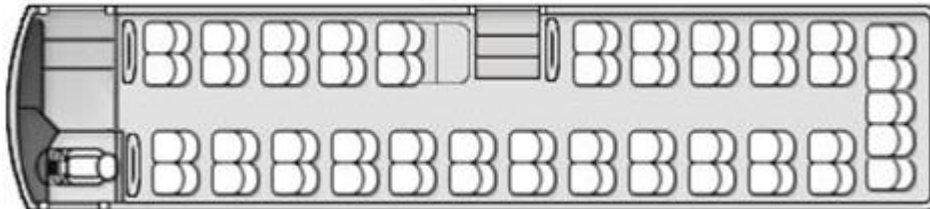
Valid for all roof handrails

Roof handrail on right up to in front of door 2

Underside of luggage rack, made by Schoepf Valencia,
310 anthracite
Luggage storage compartment lockable behind driver

Grab handles

Grab handles and handrails in metallic grey
Grab handle on the toilet in front of door 2.
Grab handle over the entrance of door 2.



Seating

13/11 seating rows, 49 seats.
Erino seating
Passenger seats with two-point seat belts
MAN brand emblem on front of backrest of passenger seats
Fabric passenger seat cover; Schoepf Charisma 2106010-353
Leather passenger seat side panel; Muirhead Inglestone Black DA099
Fabric passenger seat rear panel; Schoepf Charisma 2106010-353
Leather trim; Muirhead Ingleston Black DA099
Leather side panels; Muirhead Inglestone Black DA099
Leather headrest cover sewn into backrest
Leather headrest cover; Muirhead Ingleston Black DA099

Attachment IV: seats and windows

- Two sloping grab handles on all seats on rear of seat backs
- Grab handle covering in grey.
- Lowerable armrests on aisle side
- Grey plastic inserts in the armrests on the aisle side
- One folding table on back of each seat
- Newspaper net on back of every seat
- Adjustable footrests on each seat
- With seat back adjustment
- Aisle-side seats can be removed



Side windows

- Double-glazed side windows and single-glazed rear windows
- VENUS 10 dark-tinted side windows, green-tinted rear window

Attachment VI: weights

National registration weights

Front Axle	7100Kg
Rear Axle	12600Kg
Gross Vehicle Weight	19700Kg

Tech. permissible weights (no restriction)

Front Axle	7100Kg
Rear Axle	12600Kg
Gross Vehicle Weight	19700Kg

Tech. permissible weights (incl. load capacity additions)

Front Axle	7100Kg
Rear Axle	12600Kg
Gross Vehicle Weight	19700Kg








Kraftur hf

Lion's Coach

Appendix VII: Tyres

Front Axle	2 x CO 295/80R22.5 HSW2 SCAN T*152/148 M Continental, STEER-WINTER)
Rear Axle	4 x CO 295/80R22.5 HDW2 SCAN T*152/148 M Continental, DRIVE-WINTER)
Spare wheel	1 x CO 295/80R22.5 HSW2 SCAN T*152/148 M Continental, STEER-WINTER)

Identification

	 Fuel efficiency category	 Wet grip category	 Rolling noise	 Rolling noise category
Front Axle	D	C	73 dB	
Rear Axle	E	C	75 dB	
Spare wheel	D	C	73 dB	

Allar nánari upplýsingar er hægt að nálgast hjá Grím

í síma 5677118 eða grimur@kraftur.is